


The background is an abstract composition of colors and textures. On the left, there are intricate, vein-like patterns in shades of yellow, grey, and black, resembling marbled paper or a geological cross-section. On the right, a solid, vibrant teal color transitions into the overall composition. The overall effect is modern and artistic.

UR2020

Post-event report | December 1 - 4, 2020


A brief history of UR forums



2010
WASHINGTON DC
Innovation in Disaster Risk
Assessment




Attendees: 500



2012
CAPETOWN
Best Practices in Disaster Risk
Assessment



540



2014
LONDON
Producing Actionable
Information




840



2016
VENICE
Building Evidence for Action



650



2018
MEXICO CITY
Disrupt. Communicate.
Influence.



1,050



Principles for UR2020

Inclusive
Engaging & Fun
Easy to access

[Highlights video](#)

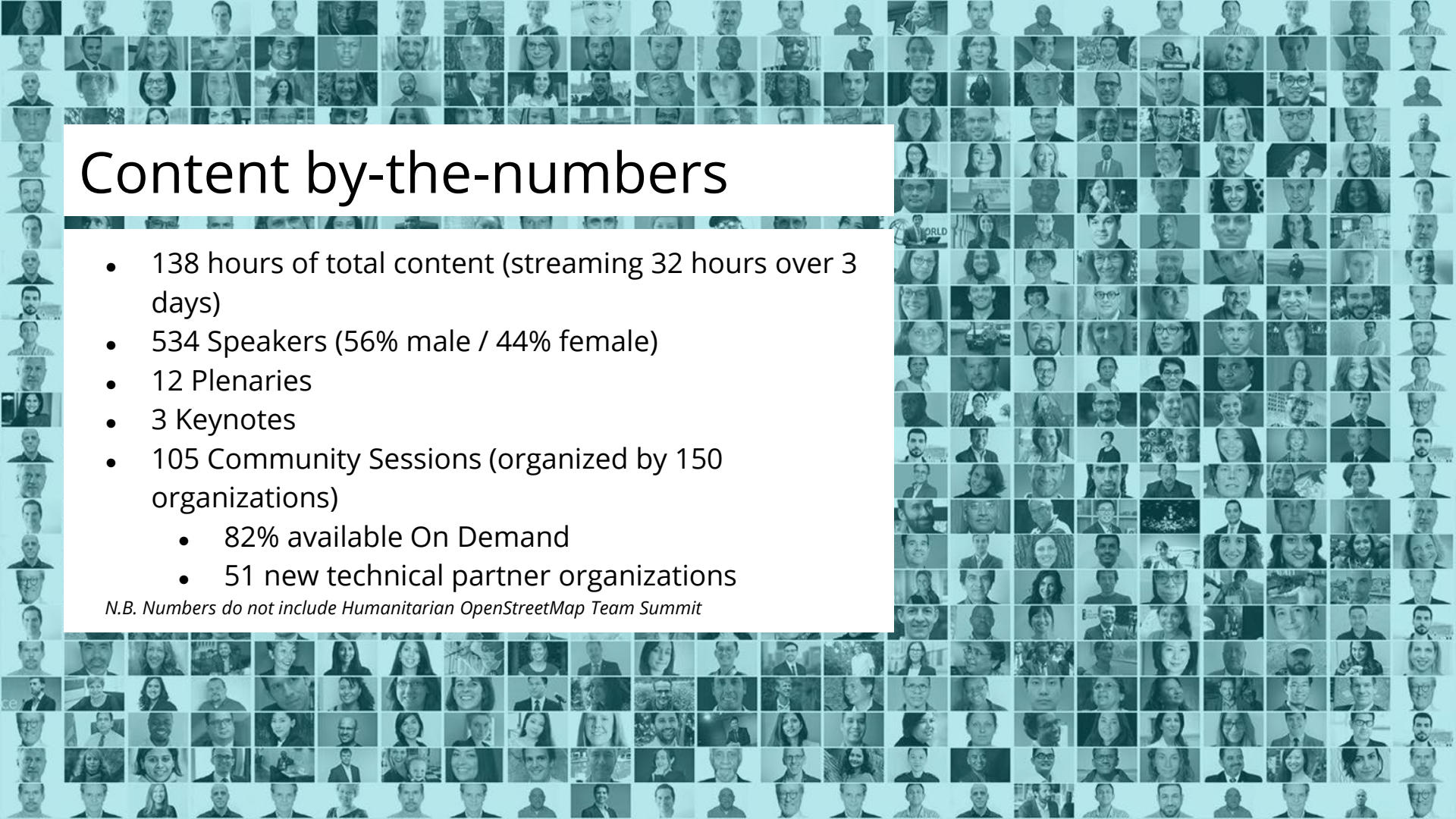
Format

- Focused around three global time zones (SGT, GMT, EST)
- Covered all time zones in local business hours
- Opening ceremony, closing ceremony, and plenaries were managed by the UR team (10 hours total)
- All Community Sessions were led by partner organizations
 - 55 minutes or 1 hour 55 minutes long
 - Scheduled based on requested time zone
- Broadcasted and live content was available to a global audience

Timezone 1: 1:00am - 5:00am UTC / 8:00pm - 11:00pm ET

Timezone 2: 9:00am - 1:00pm UTC / 4:00am - 8:00am ET

Timezone 3: 2:00pm - 6:00pm UTC / 9:00am - 1:00pm ET



Content by-the-numbers

- 138 hours of total content (streaming 32 hours over 3 days)
- 534 Speakers (56% male / 44% female)
- 12 Plenaries
- 3 Keynotes
- 105 Community Sessions (organized by 150 organizations)
 - 82% available On Demand
 - 51 new technical partner organizations

N.B. Numbers do not include Humanitarian OpenStreetMap Team Summit



Plenary topics overview

- Deep technology for disaster response
- Communicating risk amidst misinformation
- Risk and crisis communication in a COVID-19 world (3 plenaries with topical variation)
- Racism, exclusion and risk (3 plenaries with topical variation)
- Impacts of decisions today on the future (Heavy Rain)
- Creating change through music



Community session themes

Community session themes (no. of sessions tagged):

- Cities (37)
- Data, inc. geospatial data (44)
- Decision-making
- Design/visualization/art (18)
- Early warning systems (34)
- Earth observations (20)
- Emerging technology, AI (29)
- FCV (8)
- Inclusivity (27)
- Infrastructure (24)
- Nature-based solutions (18)
- Risk assessment (58)
- Risk communication (62)
- Risk finance (21)
- Stakeholder collaboration (60)
- Youth and young professionals (19)

**N.B. session leads identified topics*



Community session hazards

Community session natural hazard (no. of sessions tagged):

- Climate change (43)
- COVID-19 (15)
- Drought (47)
- Earthquake (59)
- Flood (80)
- Heat wave (46)
- Landslide (48)
- Tropical cyclone / hurricane / typhoon (57)
- Tsunami (43)
- Volcano (36)
- Wildfire (43)

**N.B. session leads identified hazards*

Partners

Co-organized by Global Facility of Disaster Reduction and Recovery (GFDRR) and Lloyd's Register Foundation Institute for the Public Understanding of Risk at the National University of Singapore.

Two co-hosted partner conferences:


- [Humanitarian OpenStreetMap Team Summit 2020](#)
 - Friday, December 4
- [Development & Climate Days 2020](#)
 - Integrated throughout December 1 – 3

Financial partners:



Technical Partners





Registrant & attendee analysis

Registrants and attendees

Registrants: 6,344	Live attendees (Nov. 27 – Dec. 4): 2,558 <i>Total attendees (Nov. 27 – Mar. 6): 2,645*</i>
182 countries	179 countries
36% from client countries (2273) 41% from high-income (2623) 23% not identified (1448)	31% from client countries (796) 50% from high-income (1266) 18% not identified (483)
43% male (2746) 37% female (2365) 20% not identified (1237)	43% male (1096) 39% female (1006) 18% not identified (456)
3097 unique organizations <i>N.B. Not all registrants provided org</i>	1310 unique organizations <i>N.B. Not all attendees provided org</i>

Highest attendance of a UR event by 250%.

*This number includes those who didn't participate live, but did access the on demand content after the event concluded. After March 6, 2021, the event platform was taken down.

Global audience

Afghanistan	Bosnia and Herzegovina	Curaçao	Guadeloupe	Kiribati	Montenegro	Philippines	South Sudan	United Kingdom
Albania	Botswana	Cyprus	Guatemala	Korea, Republic of	Montserrat	Poland	Spain	United States Minor Outlying Islands
Algeria	Brazil	Czechia	Guinea	Kuwait	Morocco	Portugal	Sri Lanka	United States of America
American Samoa	British Indian Ocean Territory	Denmark	Guyana	Kyrgyzstan	Mozambique	Puerto Rico	Sudan	Uruguay
Angola	Bulgaria	Dominica	Haiti	Lao People's Democratic Republic	Myanmar	Romania	Suriname	Uzbekistan
Antigua and Barbuda	Burkina Faso	Dominican Republic	Honduras	Lebanon	Namibia	Russian Federation	Sweden	Vanuatu
Argentina	Cabo Verde	Ecuador	Hong Kong	Lesotho	Nepal	Rwanda	Switzerland	Venezuela, Bolivarian Republic of
Armenia	Cambodia	Egypt	Hungary	Liberia	Netherlands	Saint Lucia	Syrian Arab Republic	Viet Nam
Aruba	Cameroon	El Salvador	Iceland	Libya	New Zealand	Saint Vincent and the Grenadines	Taiwan, Province of China	Yemen
Australia	Canada	Estonia	India	Lithuania	Nicaragua	Sao Tome and Principe	Tajikistan	Zambia
Austria	Cayman Islands	Eswatini	Indonesia	Luxembourg	Niger	Saudi Arabia	Tanzania, United Republic of	Zimbabwe
Azerbaijan	Chile	Ethiopia	Iran, Islamic Republic of	Madagascar	Nigeria	Senegal	Thailand	179 TOTAL
Bahamas	China	Fiji	Iraq	Malawi	North Macedonia	Serbia	Togo	
Bangladesh	Colombia	Finland	Ireland	Malaysia	Norway	Seychelles	Trinidad and Tobago	
Barbados	Congo	France	Israel	Maldives	Oman	Sierra Leone	Tunisia	
Belarus	Congo, Democratic Republic of the	Gambia	Italy	Mali	Pakistan	Singapore	Turkey	
Belgium	Cook Islands	Georgia	Jamaica	Martinique	Palestine, State of	Sint Maarten, (Dutch part)	Turkmenistan	
Benin	Costa Rica	Germany	Japan	Mauritius	Panama	Slovakia	Turks and Caicos Islands	
Bermuda	Côte d'Ivoire	Ghana	Jordan	Mexico	Papua New Guinea	Slovenia	Uganda	
Bhutan	Croatia	Greece	Kazakhstan	Moldova, Republic of	Paraguay	Somalia	Ukraine	
Bolivia, Plurinational State of	Cuba	Grenada	Kenya	Mongolia	Peru	South Africa	United Arab Emirates	



Lessons learned

Lessons Learned

- Generally, the virtual format and time structure was highly appreciated due to its inclusivity factor. Attendees from all over the globe were able to participate without any financial impact or need to travel for several days in order to attend the forum. Attendees did, however, miss the opportunity to network and form new connections.
- In physical events the ceremony and entertainment moments are crucial, in an online event we must concentrate more on the quality and interactivity of community sessions and facilitate more networking.
- Fewer sessions for a virtual event is preferable. Three days was the right length. Important to have opportunities for inclusion for majority of time zones.
- Pre-recorded content was easier to handle from a production perspective, however, attendees appreciated that much of the content (i.e. Community Sessions) was live.
- The attrition rate of attendees in a single session in a virtual event can be quite high if the meeting is not engaging. People get distracted easily during a remote event in front of their devices and can leave the virtual session without being “embarrassed”.
- Speaker training and guidance in a virtual environment is key to achieve a high level of engagement in the single sessions.
- An event platform is critical to be able to support the management of content and ease of access from attendees. Zoom is the right platform for live sessions due to its ubiquity.
- Measuring attendee numbers is different for a virtual event than in-person; it takes longer to understand the amount of people who benefited from the content due to the availability of On Demand content post-live event.